

ArchiTech™ N90L Series Designer Access Control

Networked Locks Featuring LocDown™ Strobe Indicator

Ideal for School & Campus Safety



LocDown Keyfobs - Staffers lock down one, or all networked doors in seconds



For More on Alarm Lock's Tiered School Security Solutions and to Find Out How Safe Your School is, see S.A.V.I. evaluator www.savischool.com

Inside Door



Lockdown Strobe Indicator flashes to confirm lock is in secure, lockdown mode

Outside Door



Choice of access ID credentials replace cumbersome keys

NEW! The N90L ArchiTech Designer Series Access Control Networked Locks feature a lockdown flashing strobe indicator. In an emergency, faculty and staff can remotely press the pocket-sized LocDown keyfob button, to lock out unauthorized access, instantly locking-down a classroom or area, while occupants remain safely inside. For peace of mind to occupants, the lockdown indicator on the back of the lock brightly illuminates red and strobes to indicate it is in lockdown mode. For added security, different users can be programmed with differing access/lockdown privileges.

- **Designer Wireless Access Control Networked Locks** include multi-technology ID reader access control convenience for any door and decor, with choice of handles, finishes and reader shape
- **Easily, securely networked via 802.11 or ethernet**, spanning a few or thousands of doors, in one build, a campus or multiple sites in an enterprise (also available in standalone model)
- **Emergency LocDown Keyfobs & Flashing Strobe Indicator** - In emergency, lockdown one or multiple locks globally with remote pocket sized keyfob. Lockdown indicator vividly flashes on the inside door, confirming lock activation and providing peace of mind to occupants
- **Programmable Lockdown/Unlock Privileges** - For added security, programmable user privileges can be varied by group, i.e., all users can be given global lockdown privileges, while only select users can have both lockdown & unlock privileges, etc.
- **Cylindrical ArchiTech Locks neatly, quickly retrofit any standard door lock, with easy surface mount electronics, for use in all applications** - Including wood and metal doors, for new and existing applications
- **Customizable** oval or square Access ID Reader, in black or silver and three levers to choose from - American 195, Crescent 295 & Titan 495 - See lever photos on back
- **Future-Proof Multi-Technology Access ID Credentials Replace Cumbersome Keys** – HID Prox, Mag Stripe, Smart Cards, PIV, keyfobs and remote buttons

- **Proven, Low Maintenance, Wireless Installation and Unsurpassed Battery-Life with Advanced Power-Saver circuit**, for years of use in even high-traffic areas, powered by 4 off-the-shelf AA Batteries. 3 to 4 years, typ.
- **Flexible System Monitoring, Control & Programming** – Program locally using a USB Gateway or remotely across a wireless network (using free Alarm Lock DL-WINDOWS Windows- based software). **Or, in Real-Time Enterprise platforms**, using either Continental Access CA4K™, Lenel™ OnGuard® or support via Software House™ Connected Partner Program™



- **Minimizing hardware & installation costs, a single gateway module can be placed anywhere in any size network and interface between the PC and up to 63 Networkx locks.** At its maximum, a, ArchiTech Networkx system can comprise of up to 32 Gateways for the networking of up to 2000 locks or access controlled doors - See back for Gateways
- **Compact LocDown Keyfob** - Program up to 10 keyfobs per lock. For added security, program different users for global lockdown & unlock privileges
- **Up to 5000 users/ credential holders, 500 Scheduled Events & 36,000 Event Audit Trail**
- **Non-handed** for easy installation and versatility

ArchiTech™ N90L Series Designer Access Control Networked Locks Featuring LocDown™ Strobe Indicator Ideal for School & Campus Safety

INDICATORS: Activate Lockdown mode by simply pressing the keyfob button. Activate lockdown mode on one door, a group or all doors in seconds. Lockdown strobe confirms emergency activation and provides peace of mind to occupants

DOOR THICKNESS: 1 5/8" to 1 7/8." For other thicknesses, please consult Alarm Lock

BACKSET: 2 3/4"

READER/CREDENTIAL SUPPORT: Choice of oval or square future proof multi-technology reader, available in black or silver. Supports HID Prox, Smart Cards, PIV & keyfobs. Mag Stripe Readers also available (see below)

FINISHES: Standard finishes are US26D, US10B. Full range of custom Architectural Finishes available, contact Alarm Lock

LOCDOWN® KEYFOB FOR LOCAL/GLOBAL LOCKDOWN: One-button activation of local lockdown, group or global lockdown. Up to 10 keyfobs can be supported by each lock. For added security, program different users for global lockdown & unlock privileges

LATCHBOLT: UL Listed, fire rated, 3 hours, 1/2" throw reversible

STRIKE: 1 1/8" x 2 3/4" T strike & 1 1/4" x 4 7/8"

HANDING: Non-handed

LEVER STYLE: Customizable with choice of 3 levers - 195, 295 & 495

POWER: 4 AA batteries (supplied), provide 3-4 years long battery life &/or approximately 100,000 cycles, with Power Saver circuit

LOCK BODY: Self-cleaning, long-life motor

GATEWAYS: Choice of networking options for any application, control 63 locks. AL-IME2, AL-IME2-80211, AL-IME2-POE

SOFTWARE SUPPORTED: Alarm Lock #DL-WINDOWS, Free Windows-based software for programming, entering users and receiving audit trail from lock. Or, for **Real Time Enterprise Monitoring & Control**, choose Continental Access CA4K®, Johnson Control Software House®, or Lenel OnGuard®

COMPLIANCES: ANSI/BHMA Grade 1 Certified, UL listed 3 hours



LocDown Keyfob:
Pair up to 10 remote keyfobs per lock (RR-4BKEYFOB)



3 levers to choose from:



195 American Lever








295 Crescent Lever

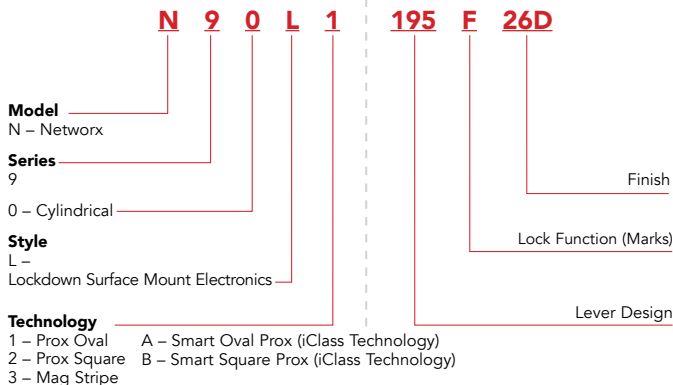


495 Titan Lever

NETWORK GATEWAYS:

	AL-IME2	Ethernet connected gateway w/AC adapter to plug into standard wall outlet
	AL-IME2-80211	Wifi gateway to connect to 802.11 network w/AC adapter to plug into standard wall outlet
	AL-IME2-POE	Power Over Ethernet, plus hardware gateway interface capability. No AC Power required
	AL-IME2-EXP	Wireless Expander designed to expand the coverage area of a Gen 2 gateways. AC power required. Up to 7 expanders per gateway
	AL-IME2-PIE	Plug-in wireless expander designed to expand the coverage area of Gen2 gateways. Plugs into a standard AC outlet. Up to 7 expanders per gateway

ORDERING INFORMATION:



Alarm Lock Systems, a Division of Napco Security Technologies, Inc.

333 Bayview Ave, Amityville, NY USA

1.800.ALA.LOCK • salesinfo@alarmlock.com • www.alarmlock.com

ArchiTech, Network, LocDown, Battery-Saver and CA4K are trademarks of NAPCO Security Technologies/Alarm Lock Systems Division. All others are trademarks of their respective companies. ©NAPCO, 2018.6

ALA520